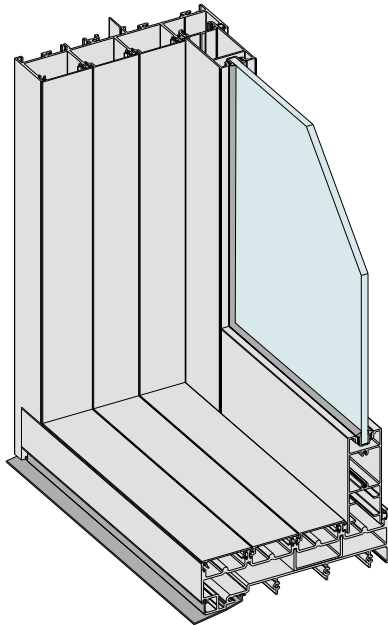




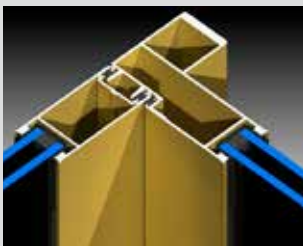
DESIGNER SERIES | SERIES 618

MAGNUM™ SLIDING DOOR

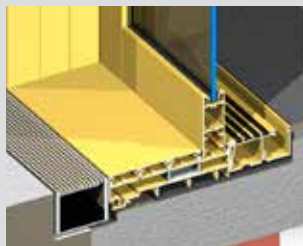


KEY FEATURES


- Stacking sliding door offering 2, 3 and 4 panel configurations or bi-parting doors up to 8 panels with dedicated cavity sliding option.
- The flat sill design allows the door frame to be recessed completely into the floor for the ultimate finish.
- The 33mm thick stiles are ideal for extra large doors (up to 2900mm) in high wind load areas.
- Tested to very high water resistance of 300Pa standard sill and 660Pa cyclone sill, allowing these doors to be installed into most residential projects.
- 90° corner sliding option – no central meeting post.
- Optional stacking flydoor system nests into the main frame.
- For the ultimate screen this door system can be fitted with Centor™ SIE retractable screen behind the glass doors.
- Unused frame recesses are closed off with snap-in flat fillers for improved appearance and water resistance.
- Heavy door panels use double bogey wheels.



We offer this door in many configurations, including the 90° corner opening shown above. This illustration also shows the double glazing option.



The above illustration shows the completely flat sill design. It features a four track XXXF flat sill with recessed sump on the outside and Centor™ SIE roller screen on the inside.



Heavy doors require heavy duty rollers. We fit double bogey wheels under heavy doors to ensure they slide smoothly for years to come.



Mortice lock option with ANDO™ or ICON™ (shown above) pull handles and matching cylinder escutcheons, ANDO™ shown above. On heavy doors we recommend D-pulls.

GENERAL

Max Panel Height*
3000mm

Max Panel Width*
2000mm

Max Glass Thickness
20mm

Frame Depth
135mm-220mm

ENERGY

UW Range
3.0-6.2

SHGC Range
0.22-0.67

WEATHER

Maximum Water
300 Pa. (standard sill)

450 Pa. (high performance sill)

660 Pa. (cyclone sill)

ACOUSTICS

6.38mm VLam Hush™
32 (0;-2)

10.5mm VLam Hush™
34 (0;-2)

6.5mm VLam Hush™ /8/ 5Tgh
35 (-1;-4)



*Dimensions subject to individual site conditions.

BAL-40 compliance may limit glass options. Maximum glass size for BAL-40 products is 4.5m2.