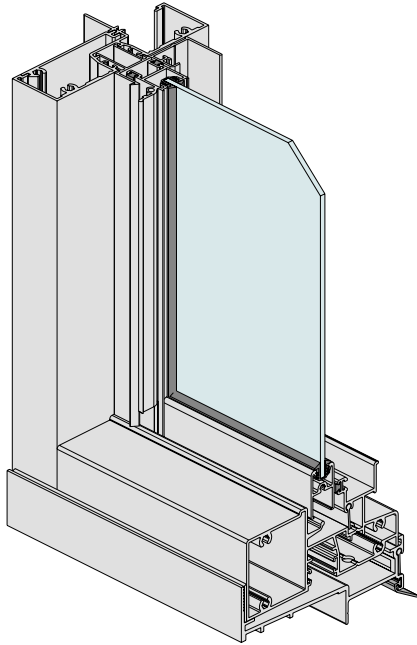




COMMERCIAL SERIES | SERIES 452 COMMERCIAL SLIDING WINDOW




KEY FEATURES


- 17mm thick sliding window sashes fitted into CentreGLAZE™ commercial framing using custom head, sill and an inlay adaptor.
- Double sash design with the external sash fixed.
- Both fixed and opening sashes can be installed, replaced or reglazed from inside the building.
- Sliding sashes can be fitted with a variety of latches and locks including centre multi-point lock or vent lock.
- Flyscreens can be clipped into the frame without unsightly rivets, metal clips or turnbuckles.
- Fixed lowlights can be glazed from the inside in elevated situations by reversing the removable glazing beads and fitting a custom captive wedge to the outside.
- 30mm nailing fin frame is standard and protects the internal linings and wall from water intrusion. The nailing fin (weather bar) provides fixing points for timber reveals on brick veneer wall construction.
- Frame accepts height adjustable building-in lugs.



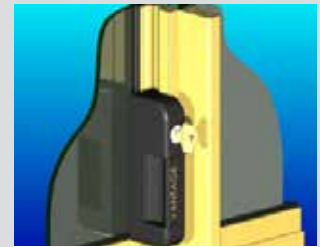
30mm jamb with built-in nailing fin/weather bar into brick veneer wall illustrated above.



Alternative bold 44mm wide jamb with built-in nailing fin/weather bar. Both 30mm standard and 44mm wide nailing fin frames will accept height adjustable galvanised building-in lugs.



The nailing fin sub-sill shown above is standard on Series 452 windows. Ideal for brick veneer (shown above) or cavity brick wall construction.



Multi-point key lock option can be fitted to the centre meeting stiles. When you turn the key, part of the centre meeting stile is thrown into a keeper located in the head. Window can be locked closed or partly open.

GENERAL

Max Panel Height*
1500mm

Max Panel Width*
1050mm

Max Glass Thickness
10.50mm (20 w/adaptor)

Frame Depth
102mm

ENERGY

UW Range
3.9-6.7

SHGC Range
0.21-0.66

WEATHER

Maximum Water
300 Pa.

ACOUSTICS

This product has not been acoustics tested. AWS anticipates this product's acoustic performance will be in-line with Series 504.



*Dimensions subject to individual site conditions.

BAL-40 compliance may limit glass options. Maximum glass size for BAL-40 products is 4.5m2.